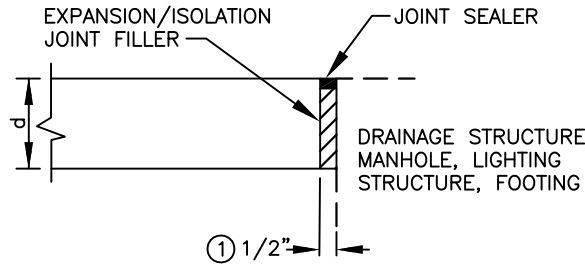


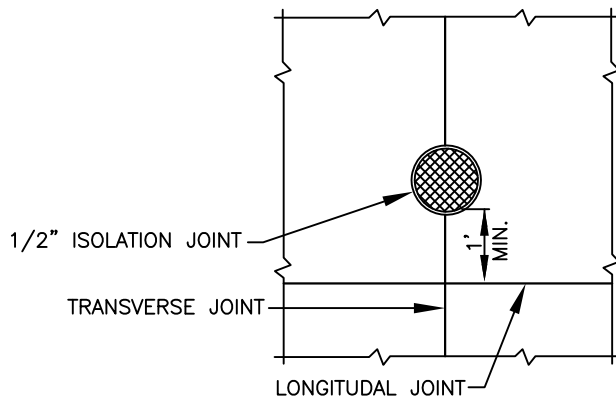
SURFACE JOINT

CONTRACTION JOINT

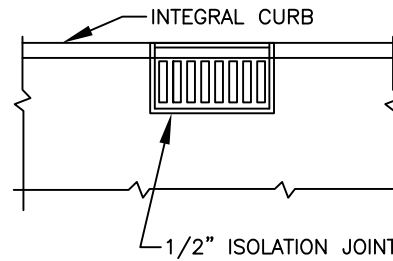


EXPANSION/ISOLATION JOINT DETAIL

① 1/2" PREMOLDED JOINT FILLER FOR SIDEWALKS  
ADA RAMPS AND DRIVEWAYS



MANHOLES



CATCH BASINS

**NOTES:**

1. CONTRACTION JOINTS MAY BE USED IN PLACE OF SURFACE JOINTS.
2. CONSTRUCTION COLD JOINTS MAY BE USED IN PLACE OF CONTRACTION JOINTS.
3. CONCRETE PAVEMENT LOAD TRANSFER REQUIREMENTS ACROSS JOINTS SHALL BE DETERMINED BY PCC PAVEMENT DESIGN.
4. PARALLEL JOINTS SHALL BE SEPARATED BY A MINIMUM OF 2'.

# CONCRETE JOINTS DETAIL

PLAN #



CITY OF LA CENTER APPROVED

TONY COOPER  
CITY ENGINEER

7/17/13  
DATE

REVISIONS:	DATE:	DRAWN:	DESIGNED:

ST-24