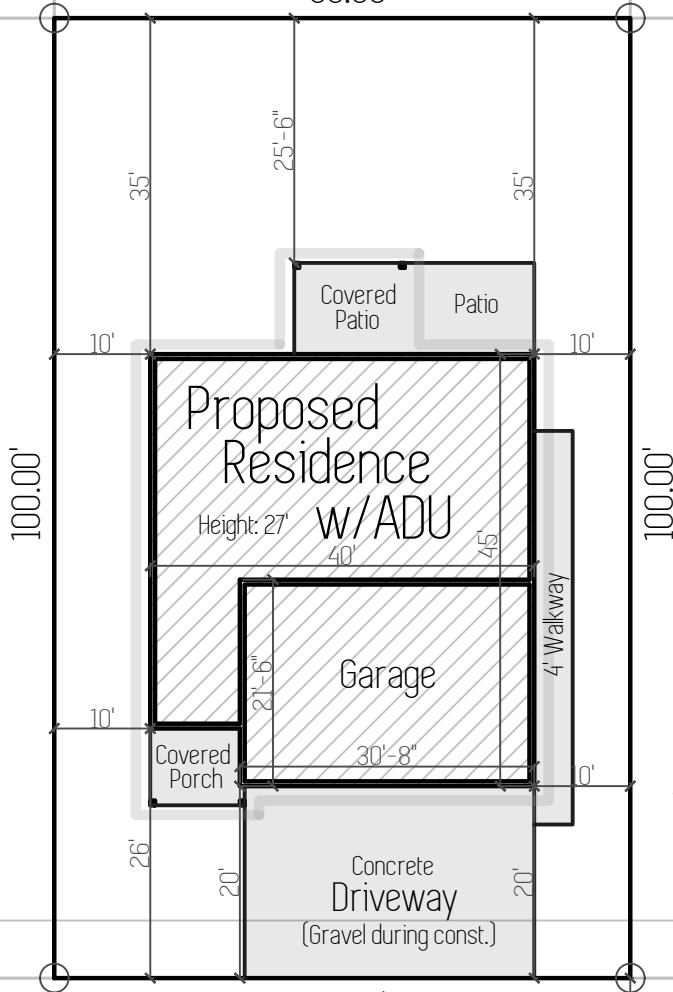


Lot 35 : 6,000 SqFt

60.00'




Plan :	Aspen ADU
Main Residence :	1,951 SqFt
ADU :	781 SqFt
Garage Area :	660 SqFt
Lot Coverage:	1,934 SqFt (32.2%)

6' PUE
5.5' Sidewalk
3' Planter Strip

E. Badger Way

Centerline of Street



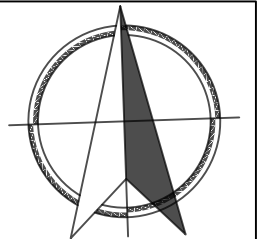
CEDARRIDGE
H O M E S

Site Plan

2215 E. Badger Way, La Center, WA
Lockwood Meadows Lot 35

Aug. 27th 2024

Scale : 1"=20'



North