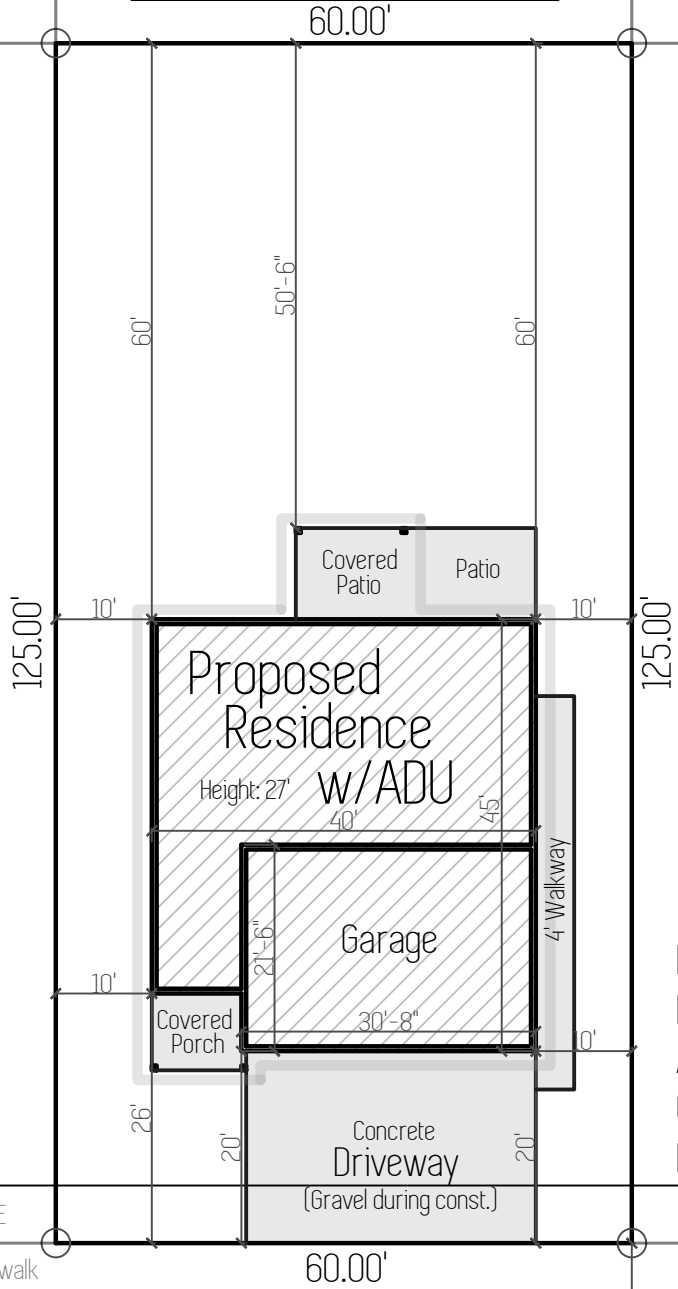


Lot 16 : 7,500 SqFt




Plan :	Aspen ADU
Main Residence :	1,951 SqFt
ADU :	781 SqFt
Garage Area :	660 SqFt
Lot Coverage:	1,934 SqFt (25.8%)

6" PUE  
5.5' Sidewalk  
3' Planter Strip

E. Juniper Circle

Centerline of Street



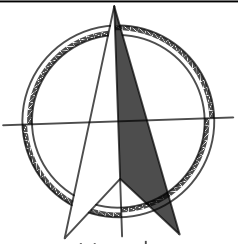
CEDARRIDGE  
H O M E S

# Site Plan

2217 E. Juniper Circle, La Center, WA  
Lockwood Meadows Lot 16

Aug. 27th 2024

Scale : 1"=20'



North