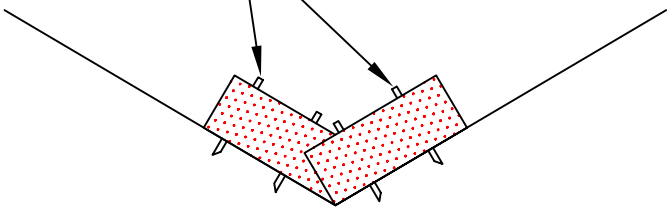


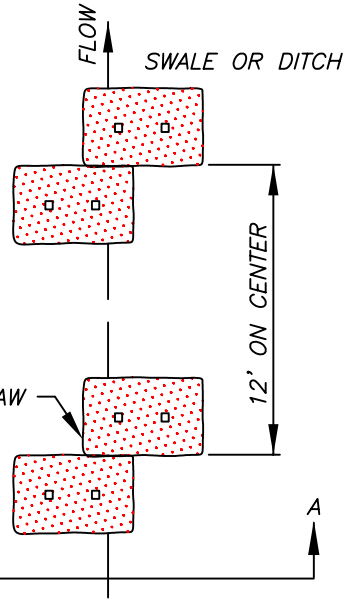
2- 2"x2"x3' PEGS
EACH BALE
MIN 12" INTO
GROUND



SECTION A-A

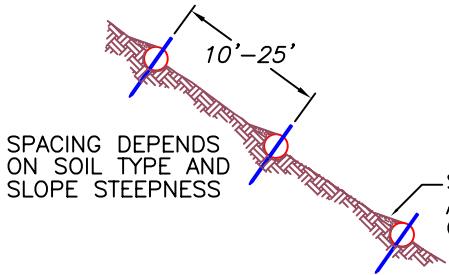
NOTES:

1. EMBED BALES 4 TO 6 INCHES.
2. DRIVE STAKES MINIMUM 12" INTO GROUND SURFACE.



PLAN

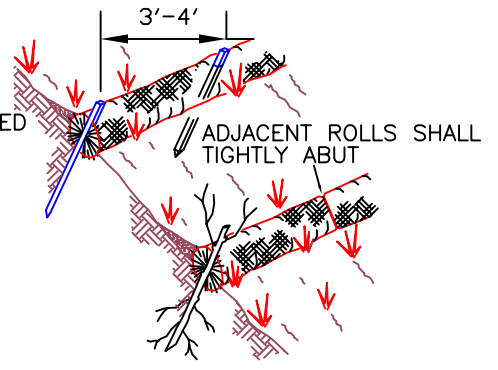
STRAW BALE SEDIMENT BARRIER



SPACING DEPENDS ON SOIL TYPE AND SLOPE STEEPNESS

SEDIMENT, ORGANIC MATTER, AND NATIVE SEEDS ARE CAPTURED BEHIND THE ROLLS.

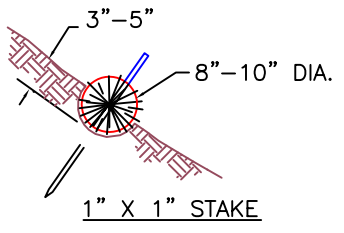
STRAW ROLLS MUST BE PLACED ALONG SLOPE CONTOURS



ADJACENT ROLLS SHALL TIGHTLY ABUT



LIVE STAKE



1" X 1" STAKE

NOTES:

STRAW ROLL INSTALLATION REQUIRES THE PLACEMENT AND SECURE STAKING OF THE ROLL IN A TRENCH, 3"-5" DEEP, DUG ON CONTOUR. RUNOFF MUST NOT BE ALLOWED TO RUN UNDER OR AROUND ROLL.

STRAW WATTLES

STRAW SEDIMENT BARRIER & STRAW WATTLES

PLAN #



CITY OF LA CENTER APPROVED

REVISIONS: DATE: DRAWN: DESIGNED:

Bart Stapp, PE 7/23/09

ER-7

CITY ENGINEER

DATE