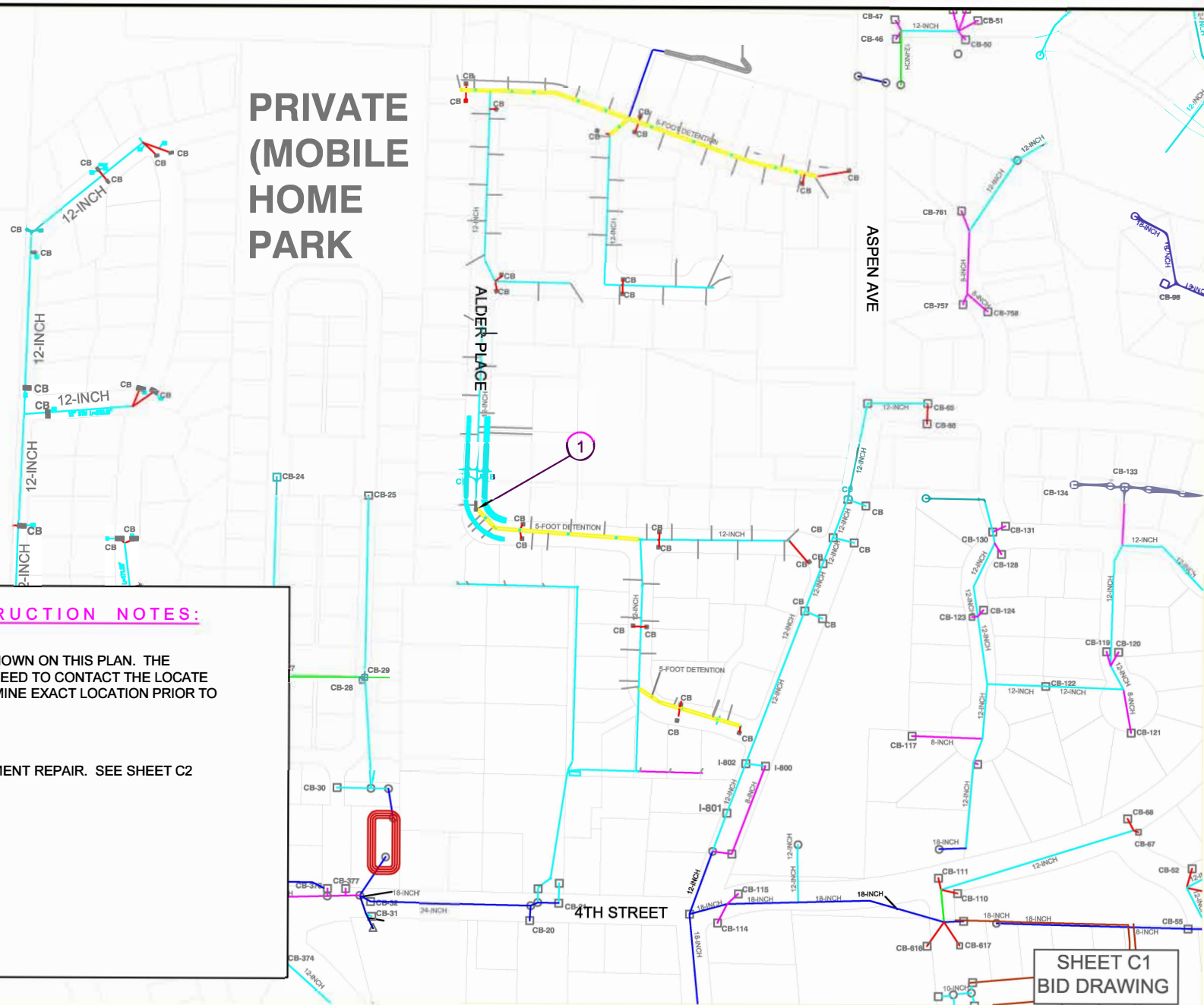


PRIVATE (MOBILE HOME PARK



CONSTRUCTION NOTES:

UTILITIES ARE NOT SHOWN ON THIS PLAN. THE CONTRACTOR WILL NEED TO CONTACT THE LOCATE COMPANY TO DETERMINE EXACT LOCATION PRIOR TO EXCAVATION.

1 MANHOLE AND PAVEMENT REPAIR. SEE SHEET C2

DESIGNED	ALC
DRAWN	ALC
CITY PROJECT #	
HR	
VERT.	
DATE	3/19/24
DWG.	NORTHWEST
	WATER CENTER
	SEWER REPAIR/PLAN

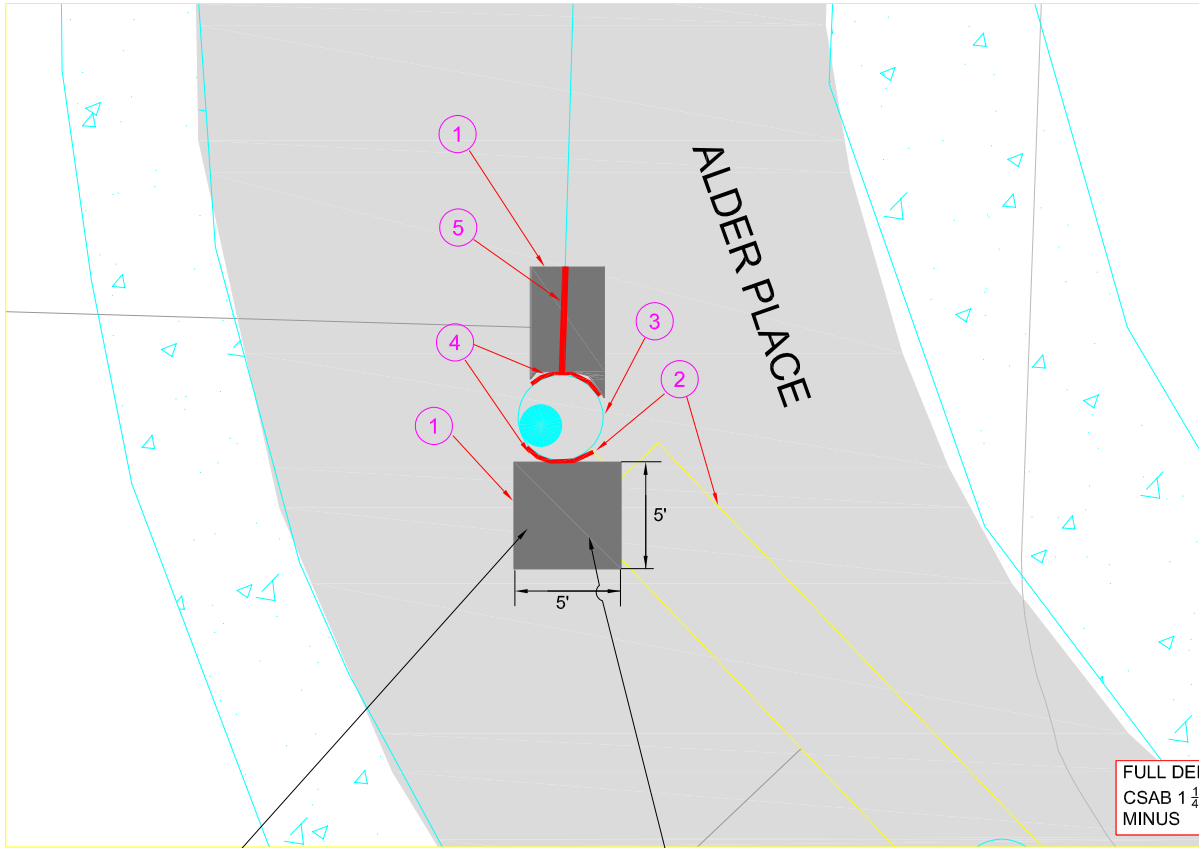
ALDER AVENUE MANHOLE REPAIR PROJECT

ALDER MANHOLE REPAIR

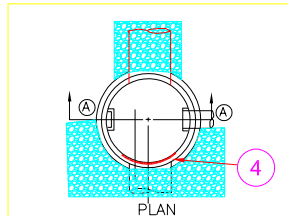
REV #	REVISION	DATE

CITY OF LA CENTER
 400 E. Main Avenue
 State 4031
 La Center, WA 98529
 (509) 265-2666 Fax
 www.ci.lacenter.wa.us

**SHEET C1
BID DRAWING**



FULL DEPTH
CSAB 1 1/4"
MINUS

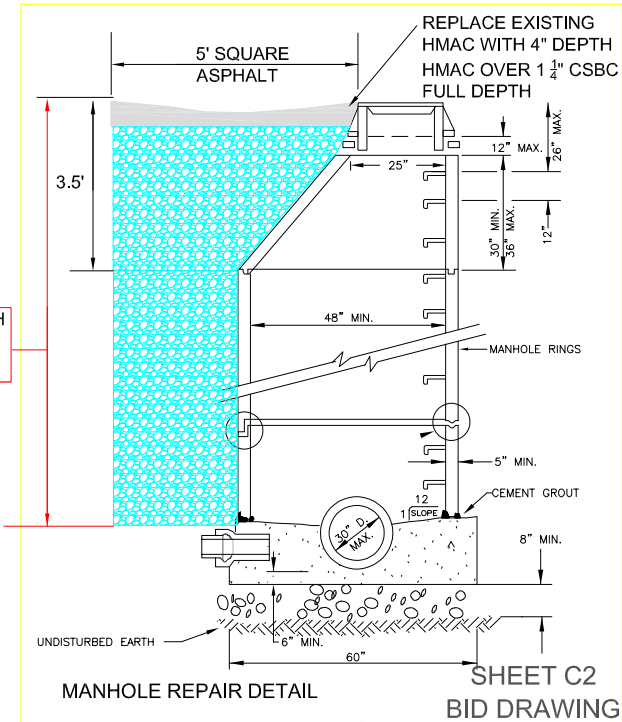


CONSTRUCTION NOTES:

EXISTING UTILITIES ARE APPROXIMATE AND THE LOCATION SHOULD BE VERIFIED BY THE CONTRACTOR PRIOR TO CONSTRUCTION. THE EXACT LOCATION OF THE SOLAR PANEL LED SIGNS AND WIRELESS BOLLARD MAY NEED TO BE ADJUSTED IN THE FIELD FOLLOWING LOCATING AND POTHOLING UTILITIES.

THE CONTRACTOR WILL NEED TO EXCAVATE EXISTING SOIL AND INVESTIGATE MANHOLE AND PIPE SECTIONS THAT ARE FAILING. THE SCOPE OF WORK OF REPAIR MAY NEED TO BE MODIFIED IN THE FIELD AS NECESSARY TO MAKE REPAIRS:

- ① CUT EXISTING PAVEMENT REMOVE ASPHALT AND BASE PER MANHOLE AND PIPE REPAIR DETAIL THIS SHEET.
- ② EXISTING MANHOLE CONNECTED TO A 5-FOOT DIAMETER DETENTION PIPE
- ③ EXISTING MANHOLE
- ④ REPAIR EXISTING MANHOLE AND FILL VOID BY REBUILDING MANHOLE SECTION OF MANHOLE WITH NON-SHRINK GROUT OR RESTORATION OR PRESSURE GROUTING TO SEAL MANHOLE.
- ⑤ CUT AND REPLACE EXISTING SECTION APPROXIMATELY A 5' LONG 12" HDPE STORM PIPE



MANHOLE REPAIR DETAIL

SHEET C2
BID DRAWING

DESIGNED	ALC
DRAWN	ALC
CITY PROJECT #	
HOR.	
VERT.	
DATE	3-21-24
DWS:	
PROJECT NUMBER	
NOTATION CENTER	
DATE	

ALDER AVENUE MANHOLE REPAIR PROJECT
ALDER MANHOLE REPAIR

REV #	REVISION	DATE



419 First Street
La Crosse, WI 54601
Phone: (608) 785-2665
Fax: (608) 785-2668
www.ci.lacrosse.wi.us